



Oilfield Hoses, Fittings & Assemblies






www.echelonsupply.com

Series	Product Title	Page
PH10	Oilflex® Tank Truck.....	3
PH14	Smooth Tank Truck.....	3
PH15	Arctic Tank Truck.....	4
PH16	Extra-Flex Arctic Tank Truck.....	4
PH19	HD Tank Truck.....	5
PH27	Hot Tar and Asphalt.....	5
PH60	Oil Service S&D Cargo Hose - Built.....	6
BOP	3,000 PSI Two Wire.....	7
BOP5	5,000 PSI Four Wire.....	7
WS65	HD PVC Suction (SR Style).....	8
WS80	EDPM Suction.....	8
WS60	Green PVC Suction.....	9
WS62	Clear/White PVC Suction.....	9
WS50	HD Rubber Water Suction & Discharge.....	10
CP60	Composite – Oil & Water Hose (GG).....	11
WS20	Duraflow (Oroflex style).....	12
WD95	TPU Water Discharge Hose.....	13
CH12	UHMW Chemical Hose.....	14
CH12	UHMW Chemical Assemblies (316 Stainless Camlocks).....	14
CP25	Composite - Chemical Hose (PG).....	15
CP30	Composite - Petroleum Hose (GG).....	15
CP25	Frac Hose / Fittings.....	16
AH60	Steel Air Hose 600.....	17
AH65	Extra Service 400 Air.....	17
MT35	Hot Air Blower.....	18
MT30	Dry Material Discharge Hose.....	18
BN200	100R2AT - 2SN Hydraulic Hose.....	19
HJ100	Hydraulic Jack IJ100 - MSHA.....	19
SZ400	4SH four spiral hydraulic hose.....	20
SZ500	100R13 six spiral hydraulic hose.....	20
SZ400/500/600	Kelly Hose.....	21
5XXX	Rotary / Vibrator Hose.....	22
5XXX	Choke & Kill Hose.....	23
SH10	EPDM Steam Hose - Bolt Clamps.....	24
SH15	EPDM Steam Hose - Crimp Fittings.....	24
GJ	Ground Joint - Bolt Clamps.....	25
BU	Ground Joint Bolt Clamps.....	25
WHIP	Whip Checks.....	26
KSW	Whipsock.....	26
HH	Nylon Whip Checks.....	27
AL	Camlock - Aluminum.....	28
AL-RL	Ring Lok.....	29
CNT	Combination Nipples.....	30
CF	Crimp Ferrule.....	30
HUT	Hammer Unions.....	31
Q75	HP 5,000 PSI Wing Nut.....	32
QVEP	Threaded Flat Face.....	32
QB	BOP - ISOB.....	33
Q75	BOP - 75 Series.....	33
QVEP	BOP - VEP Flat face.....	34
FLX	Flanged Valves.....	35
FMB	Flow Meter.....	35



PH10 OILFLEX® TANK TRUCK






- Tube:** Black nitrile for maximum oil resistant
- Reinforcement:** A high tensile steel helix embedded between layers of textile cords
- Cover:** Red flat corrugated oil and weather resistant rubber
- Temperature:** -40°C to +88°C (-40°F to +190°F)
- Application:** An all purpose lightweight and flexible petroleum suction and discharge hose for use with gasoline, diesel, hydraulic return lines, oil suspensions and emulsions.
- Branding:** FORSAFLEX PH10-200 2" OILFLEX® TANK TRUCK 150 PSI MAX WP

Part Number	 ID	 OD		 Max WP	Vacuum Inches	 Min BR	 Weight	Standard Pack
	in	in	mm	psi	Hg	in	lbs/ft	
PH10-100	1	1.43	36.4	150	26	2.5	0.54	100' - Coil
PH10-125	1-¼	1.69	43.0	150	26	3.0	0.67	100' - Coil
PH10-150	1-½	1.93	49.0	150	26	3.4	0.84	100' - Coil
PH10-200	2	2.47	62.8	150	26	5.0	1.10	100' - Coil
PH10-250	2-½	2.97	75.5	150	26	5.5	1.41	100' - Coil
PH10-300	3	3.51	89.2	150	26	8.0	1.72	100' - Coil
PH10-400	4	4.55	115.6	150	26	12.5	2.27	100' - Coil
PH10-600	6	6.70	168.4	150	26	24.0	4.77	100' - Coil
PH10-800	8	8.90	232.2	150	26	33.0	6.02	100' - Coil



PH14 SMOOTH TANK TRUCK

- Tube:** Black nitrile for maximum oil resistant
- Reinforcement:** A high tensile steel helix embedded between layers of textile cords
- Cover:** Black smooth oil and weather resistant rubber
- Temperature:** -40°C to +88°C (-40°F to +190°F)
- Application:** An all purpose lightweight and flexible petroleum suction and discharge hose for use with gasoline, diesel, hydraulic return lines, oil suspensions and emulsions.
- Branding:** FORSAFLEX PH14-200 2" TANK TRUCK 150 PSI MAX WP


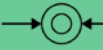



Part Number	 ID	 OD		 Max WP	Vacuum Inches	 Min BR	 Weight	Standard Pack
	in	in	mm	psi	Hg	in	lbs/ft	
PH14-150	1-½	1.93	49.0	150	26	3.4	0.84	100' - Coil
PH14-200	2	2.47	62.8	150	26	5.0	1.10	100' - Coil
PH14-250	2-½	2.97	75.5	150	26	5.5	1.41	100' - Coil
PH14-300	3	3.51	89.2	150	26	8.0	1.72	100' - Coil
PH14-400	4	4.55	115.6	150	26	12.5	2.27	100' - Coil
PH14-600	6	6.70	168.4	150	26	24.0	4.77	100' - Coil

*1-½", 2" and 2-½" exceeds SAE 100R4 specifications



PH15 ARCTIC TANK TRUCK


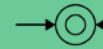



- Tube:** Black nitrile for maximum oil resistant
- Reinforcement:** A high tensile steel helix embedded between layers of textile cords
- Cover:** Blue synthetic elastomer compound, flat corrugated, abrasion, weather and ozone resistant
- Temperature:** -55°C to +80°C (-67°F to +176°F)
- Application:** Specially designed to remain flexible while handling a wide range of petroleum products, including diesel.
- Branding:** FORSAFLEX PH15-300 3" ARCTIC TANK TRUCK HOSE 150 PSI MAX WP

Part Number	 ID	 OD		 Max WP	Vacuum Inches	 Min BR	 Weight	Standard Pack
	in	in	mm	psi	Hg	in	lbs/ft	
PH15-150	1-½	1.96	50.0	150	26	4.5	0.76	100' - Coil
PH15-200	2	2.52	64.0	150	26	6.0	1.00	100' - Coil
PH15-300	3	3.54	90.0	150	26	9.0	1.69	100' - Coil
PH15-400	4	4.65	118.0	150	26	12.0	2.63	100' - Coil



PH16 EXTRA-FLEX ARCTIC TANK TRUCK

- Tube:** Black nitrile for maximum oil resistant
- Reinforcement:** A high tensile steel helix embedded between layers of textile cords
- Cover:** Blue synthetic elastomer compound, flat corrugated, abrasion, weather and ozone resistant
- Temperature:** -55°C to +80°C (-67°F to +176°F)
- Application:** This is our most flexible cold temperature petroleum hose. It will remain flexible while handling a wide range of petroleum products, including diesel.
- Branding:** FORSAFLEX PH16-300 3" EXTRA-FLEX ARCTIC TANK HOSE 150 PSI MAX WP

Part Number	 ID	 OD		 Max WP	Vacuum Inches	 Min BR	 Weight	Standard Pack
	in	in	mm	psi	Hg	in	lbs/ft	
PH16-300	3	3.50	89.0	150	26	7.0	1.65	100' - Coil
PH16-400	4	4.57	116.0	150	26	9.0	2.60	100' - Coil





PH19 HD TANK TRUCK

Tube: Black synthetic rubber
Reinforcement: A high tensile steel helix embedded between layers of textile cords
Cover: Black, abrasion, oil resistant synthetic rubber
Temperature: -29°C to +82°C (-20°F to +180°F)
Application: High pressure suction and discharge hose. Suitable for bulk loading and unloading.

Branding: FORSAFLEX PH19-300 3" HD TANK TRUCK HOSE 300 PSI MAX WP

⚠ WARNING!

• Never exceed the maximum working pressure of the lowest rated component in the assembly.

Part Number	ID		OD		Max WP	Vacuum Inches	Min BR	Weight	Standard Pack
	in	mm	in	mm	psi	Hg	in	lbs/ft	
PH19-200	2	50.8	2.59	65.8	300	27	6	1.55	100' - Coil
PH19-300	3	76.2	3.74	95.0	300	27	9	2.46	100' - Coil
PH19-400	4	101.6	4.92	125.0	300	27	13	4.25	100' - Coil
PH19-600	6	152.4	7.08	179.8	300	27	25	7.74	100' - Coil
PH19-800	8	203.2	9.40	238.8	300	27	35	13.80	20' - Length



PH27 HOT TAR AND ASPHALT

Tube: Black synthetic resistant rubber
Reinforcement: A high tensile steel helix embedded between layers of textile cords
Cover: Black synthetic rubber, anti-static, high oil, heat, abrasion, and weather resistant
Temperature: -30°C to +180°C (-22°F to +356°F)
Application: For conveying hot tar and asphalt.





Branding: FORSAFLEX PH27-300 3" HOT TAR AND ASPHALT 150 PSI MAX WP

Part Number	ID		OD		Max WP	Vacuum Inches	Min BR	Weight	Standard Pack
	in	mm	in	mm	psi	Hg	in	lbs/ft	
PH27-200	2	50.8	2.71	69.0	150	26	10.0	1.80	100' - Coil
PH27-300	3	76.2	3.78	96.0	150	26	15.0	2.95	100' - Coil
PH27-400	4	101.6	4.83	122.8	150	26	20.0	3.90	100' - Coil



PH60 OIL SERVICE S&D CARGO HOSE - BUILT

Tube:	Oil and fuel resistant conductive nitrile (NBR)
Reinforcement:	Multiple high tensile synthetic polyester cords with steel wire helix
Cover:	Black weather resistant synthetic rubber
Temperature:	-40°C to +90°C (-40°F to +194°F)
Application:	Designed for oil/water suction and delivery service. All Forsaflex OS&D hose assemblies are hydrotested at 1.5 times working pressure. Tested following U.S.C.G. certification standards.
Branding:	FORSAFLEX PH60-800 8" OIL SERVICE S&D CARGO HOSE 250 PSI MAX WP

Part Number		Length					
	ID		OD		Max WP	Bend Radius	Weight
	in	ft	in	mm	psi	in	(length)
PH60-400-10	4	10	5.50	139.7	250	19	100
PH60-400-20	4	20	5.50	139.7	250	19	175
PH60-600-10	6	10	6.50	165.1	250	29	183
PH60-600-20	6	20	6.50	165.1	250	29	265
PH60-800-10	8	10	9.50	241.3	250	38	214
PH60-800-20	8	20	9.50	241.3	250	38	368
PH60-1000-10	10	10	11.50	292.1	250	48	342
PH60-1000-20	10	20	11.50	292.1	250	48	540
PH60-1200-10	12	10	13.75	349.3	250	48	503
PH60-1200-20	12	20	13.75	349.3	250	48	732
PH60-1400-10	14	10	15.75	400.1	250	68	573
PH60-1400-20	14	20	15.75	400.1	250	68	845
PH60-1600-10	16	10	17.75	450.9	250	78	765
PH60-1600-20	16	20	17.75	450.9	250	78	1,130
PH60-1800-10	18	10	20.00	508.0	250	106	946
PH60-1800-20	18	20	20.00	508.0	250	106	1,408


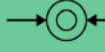



*Built with 150lb carbon steel fixed x floating flanges.





BOP 3,000 PSI TWO WIRE


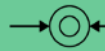



Tube:	Black nitrile
Reinforcement:	Two braids of high-tensile steel wire
Cover:	Pink polychloroprene
Temperature:	-40°C to 100°C (-40°F to 212°F)
Application:	3/8" - 1" Blow Out Preventer hose is used for hydraulic connection between the well control equipment and the control system.

Part Number						Standard Pack
	ID in	OD in	Max WP psi	Bend Radius in	Weight lbs/ft	
BOP-06	3/8	1.11	3,000	6.0	0.75	250' - Reel
BOP-08	1/2	1.19	3,000	8.0	0.81	250' - Reel
BOP-12	3/4	1.49	3,000	11.0	1.22	400' - Reel
BOP-16	1	1.84	3,000	15.0	1.74	300' - Reel



BOP5 5,000 PSI FOUR WIRE

Tube:	Polychloroprene
Reinforcement:	Four alternating layers of spiral high-tensile steel wire (3/8", 1/2", 3/4", 1", 1-1/4") and six alternating layers of spiraled high tensile steel wire (size 1-1/2" and 2")
Cover:	Pink polychloroprene wrapped finish
Temperature:	-40°C to 100°C (-40°F to 212°F)
Application:	This hose is a hydraulic control connection that is used in the well control system.

Part Number						Standard Pack
	ID in	OD in	Max WP psi	Bend Radius in	Weight lbs/ft	
BOP5-06	3/8	1.14	5,000	7.10	0.80	Coil
BOP5-08	1/2	1.24	5,000	9.00	0.90	Coil
BOP5-12	3/4	1.58	5,000	11.80	1.60	Coil
BOP5-16	1	1.85	5,000	13.40	2.00	Coil
BOP5-20	1-1/4	2.10	5,000	18.10	2.40	Coil
BOP5-24	1-1/2	2.59	5,000	19.70	4.10	Coil
BOP5-32	2	3.14	5,000	24.80	5.50	Coil



WS80 EDPM SUCTION

(GREEN-GR, BLUE-BL, RED-RD, YELLOW-YW)



Tube: Black smooth EPDM
Cover: Green, blue or red polyethylene helix
Temperature: -40°C to +71°C (-40°F to +160°F)
Application: For rental and construction pumps, septic tank, agricultural and marine pump out service. EPDM is resistant to some chemicals, acids and alkalis.

Part Number	ID		OD		Max WP	Min BR	Vacuum Inches	Weight	Standard Pack
	in	mm	in	mm	psi @ 20°C / 70°F	in	Hg	lbs/ft	
WS80-100GR	1	35.5	1.40	35.5	65	2	Full	0.28	100' - Coil
WS80-125GR	1-¼	41.4	1.63	41.4	60	3	Full	0.33	100' - Coil
WS80-150GR	1-½	49.0	1.93	49.0	50	3	Full	0.44	100' - Coil
WS80-200GR	2	63.8	2.51	63.8	50	5	Full	0.67	100' - Coil
WS80-250GR	2-½	78.0	3.07	78.0	45	5.5	Full	0.95	100' - Coil
WS80-300GR	3	91.5	3.60	91.5	45	7	Full	1.14	100' - Coil
WS80-400GR	4	119.5	4.70	119.5	40	11.5	Full	1.84	100' - Coil
WS80-600GR	6	174	6.85	174	30	20	28	3.07	100' - Coil



WS65 HD PVC SUCTION (SR STYLE)



Tube: Clear PVC
Reinforcement: Orange PVC helix with synthetic fiber
Cover: Clear PVC
Temperature: -20°C to +65°C (-4°F to +150°F)
Application: Good for both suction and discharge applications, this heavy duty hose can be used for rental/construction pumping as well as fish suction hose.

Part Number	ID		OD		Max WP	Min BR	Vacuum Inches	Weight	Standard Pack
	in	mm	in	mm	psi @ 20°C / 70°F	in	Hg	lbs/ft	
WS65-200	2	66.0	2.60	66.0	100	4.0	29.0	0.70	100' - Coil
WS65-300	3	92.0	3.62	92.0	100	6.3	28.0	1.13	100' - Coil
WS65-400	4	121.0	4.76	121.0	75	7.1	28.0	1.74	100' - Coil
WS65-600	6	182.1	7.17	182.1	70	10.2	28.0	3.88	20', 60', 100' - Coil
WS65-800	8	234.0	9.21	234.0	60	15.7	28.0	5.54	20' - 25' - Length
WS65-1000	10	295.4	11.63	295.4	40	25.0	28.0	8.90	20' - 25' - Length
WS65-1200	12	347.0	13.66	347.0	30	45.0	25.0	10.30	20' - Length

* Counter-Clockwise / Left Hand Helix





WS60 GREEN PVC SUCTION



Tube: Clear PVC
Reinforcement: PVC helix
Cover: Clear PVC
Temperature: -20°C to +70°C (-4°F to +158°F)
Application: For rental and construction pumps, septic tank, marine pump out service and hydro-seeding. PVC is resistant to some chemicals, acids and alkalis.

Part Number	ID		OD		Max WP psi @ 20°C / 70°F	Vacuum Inches Hg	Min BR in	Weight lbs/ft	Standard Pack
	in	mm	in	mm					
WS60-075	¾	19.0	1.01	25.6	110	28	3.0	0.19	100' - Coil
WS60-100	1	25.4	1.26	32.0	85	28	3.0	0.26	100' - Coil
WS60-125	1-¼	31.8	1.56	39.6	85	28	4.0	0.35	100' - Coil
WS60-150	1-½	38.1	1.83	46.5	70	28	5.0	0.46	100' - Coil
WS60-200	2	50.8	2.32	59.0	65	28	7.0	0.66	100' - Coil
WS60-250	2-½	63.5	2.87	73.0	65	28	8.0	0.87	100' - Coil
WS60-300	3	76.2	3.43	87.0	60	28	10.0	1.24	100' - Coil
WS60-400	4	101.6	4.50	114.7	50	28	15.0	1.85	100' - Coil
WS60-500	5	127.0	5.58	149.3	45	28	22.0	2.42	100' - Coil
WS60-600	6	152.4	6.75	171.4	40	28	30.0	3.39	100' - Coil
WS60-800	8	203.2	9.18	225.0	30	28	35.0	5.97	20' - Coil



WS62 CLEAR/WHITE PVC SUCTION



Tube: Clear PVC
Reinforcement: PVC helix
Cover: Clear PVC
Temperature: -20°C to +70°C (-4°F to +158°F)
Application: For rental and construction pumps, septic tank, marine pump out service and hydro-seeding. PVC is resistant to some chemicals, acids and alkalis.






Part Number	ID		OD		Max WP psi @ 20°C / 70°F	Vacuum Inches Hg	Min BR in	Weight lbs/ft	Standard Pack
	in	mm	in	mm					
WS62-075	¾	19.0	1.01	25.6	110	28	3.0	0.19	100' - Coil
WS62-100	1	25.4	1.26	32.0	85	28	3.0	0.26	100' - Coil
WS62-125	1-¼	31.8	1.56	39.6	85	28	4.0	0.35	100' - Coil
WS62-150	1-½	38.1	1.83	46.5	70	28	5.0	0.46	100' - Coil
WS62-200	2	50.8	2.32	59.0	65	28	7.0	0.66	100' - Coil
WS62-250	2-½	63.5	2.87	73.0	65	28	8.0	0.87	100' - Coil
WS62-300	3	76.2	3.43	87.0	60	28	10.0	1.24	100' - Coil
WS62-400	4	101.6	4.50	114.7	50	28	15.0	1.85	100' - Coil
WS62-500	5	127.0	5.58	149.3	45	28	22.0	2.42	100' - Coil
WS62-600	6	152.4	6.75	171.4	40	28	30.0	3.39	100' - Coil
WS62-800	8	203.2	9.18	225.0	30	28	35.0	5.97	20' - Coil



WS50 HD RUBBER WATER SUCTION & DISCHARGE

Tube: Black synthetic rubber
Reinforcement: A high tensile steel helix embedded between layers of textile cords
Cover: Black synthetic rubber
Temperature: -30°C to +85°C (-25°F to +185°F)
Application: A heavy duty wire reinforced rubber suction hose for rental, construction, quarries and general industrial use.

Branding: FORSAFLEX WS50-200 2" HD WATER SUCTION HOSE 150 PSI MAX WP





Part Number						Vacuum Inches		Standard Pack
	in	in	mm	psi	in	Hg	lbs/ft	
WS50-150	1-½	1.93	49.0	150	6.5	29	0.80	100' - Coil
WS50-200	2	2.47	62.8	150	8.0	29	1.10	100' - Coil
WS50-250	2-½	2.97	75.5	150	10.0	29	1.75	100' - Coil
WS50-300	3	3.51	89.2	150	12.0	29	2.24	100' - Coil
WS50-400	4	4.55	115.6	150	18.0	29	2.79	100' - Coil
WS50-500	5	5.68	144.0	150	26.0	29	3.25	100' - Coil
WS50-600	6	6.55	166.4	150	31.0	29	5.75	20/100' - Coil
WS50-800	8	8.79	223.2	150	42.0	29	6.59	20/100' - Coil
WS50-1000	10	10.86	276.0	150	50.0	29	10.25	20' - LG
WS50-1200	12	12.87	327.0	150	60.0	29	13.50	20' - LG





CP60 COMPOSITE – OIL & WATER HOSE (GG)

- Lining:** White polypropylene
Cover: Blue PVC coated polyester
Inner Wire: Galvanized steel
Outer Wire: Galvanized steel
Temperature: -40°C to +80°C (-40°F to +176°F)
Application: CP60 is a very flexible hose preferred by many users for construction, dewatering, municipal, irrigation and mining applications.
- Branding:** FORSAFLEX CP60-600 6" WATER HOSE 200 PSI MAX WP

Part Number			Vacuum Inches			Standard Pack
	ID in	Max WP psi	Hg	Min BR in	Weight lbs/ft	
CP60-400	4	200	26	16.0	3.50	65'
CP60-600	6	200	26	23.0	7.70	65'
CP60-800	8	200	26	32.0	12.00	65'
CP60-1000	10	200	26	40.0	16.90	40'
CP60-1000	12	200	26	47.0	19.80	40'



Fixed x Floating

CP60 COMPOSITE ASSEMBLIES - FIXED X FLOATING





Part Number	Hose Size	Length	Fitting A	Fitting B	Weight / Assy
		ft			lbs
CP60-400FFL-10	4	10	Fixed 150lb	Floating 150lb	70.6
CP60-400FFL-20	4	20	Fixed 150lb	Floating 150lb	99.2
CP60-600FFL-10	6	10	Fixed 150lb	Floating 150lb	160.9
CP60-600FFL-20	6	20	Fixed 150lb	Floating 150lb	233.7
CP60-800FFL-10	8	10	Fixed 150lb	Floating 150lb	264.6
CP60-800FFL-20	8	20	Fixed 150lb	Floating 150lb	381.4
CP60-1000FFL-10	10	10	Fixed 150lb	Floating 150lb	363.8
CP60-1000FFL-20	10	20	Fixed 150lb	Floating 150lb	507.1
CP60-1200FFL-10	12	10	Fixed 150lb	Floating 150lb	551.3
CP60-1200FFL-20	12	20	Fixed 150lb	Floating 150lb	760.0

*Assembled with fixed x floating carbon steel 150lbs ANSI flanges



WS20 DURAFLOW (OROFLEX STYLE)

Tube: Black PVC/Nitrile
Reinforcement: Circular woven synthetic fiber
Cover: Black ribbed abrasion and oil resistant nitrile/PVC rubber
Temperature: -30°C to +80°C (-22°F to +176°F)
Application: This is a lightweight high pressure, extremely strong hose for plant washdown, as well as high pressure general water discharge for construction and rental companies.

Part Number	Cover						Standard Pack
		ID	OD		Max WP	Weight	
		in	in	mm	psi	lbs/ft	
WD20-150	Black	1-½	1.70	43.1	200	0.24	200' - Coil
WD20-200	Black	2	2.20	55.8	200	0.31	200' - Coil
WD20-250	Black	2-½	2.70	68.5	200	0.45	200' - Coil
WD20-300	Black	3	3.20	81.3	200	0.46	200' - Coil
WD20-400	Black	4	4.25	108.0	200	0.67	200' - Coil
WD20-600	Black	6	6.25	158.7	150	1.14	200' - Coil
WD20-800	Black	8	8.31	209.3	150	1.51	200' - Coil
WD20-1000	Black	10	10.35	263.0	150	2.25	50' - Coil
WD20OR-400	Orange	4	4.25	108.0	200	0.67	200' - Coil
WD20OR-600	Orange	6	6.25	158.7	150	1.14	200' - Coil
WD20OR-800	Orange	8	8.31	209.3	150	1.51	200' - Coil





WD95 TPU WATER DISCHARGE HOSE

Tube: One-piece through the weave TPU
Reinforcement: Circular woven synthetic yarns
Cover: Black abrasion resistant TPU (polyurethane)
Temperature: -50°C to +70°C (-58°F to +160°F)
Application: Designed for construction sites, waste water industry, agriculture and mining, transport of abrasive materials, flexible pipeline even in extreme terrain, irrigation and sludge disposal, for heavy duty service under toughest conditions. Perfectly prepared for hydraulic fraction in shale and oil fields.

Part Number	ID		OD		Max WP	Min BP	Weight	Length
	in	in	mm	mm	psi	psi	lbs/ft	
WD95-600-660-G	6				200	600	1.41	660' - Reel
WD95-800-660-G	8	8.30	210.8		200	600	2.35	660' - Reel
WD95-1000-660-G	10	10.33	262.4		200	600	2.75	660' - Reel
WD95-1200-660-G	12	12.33	313.2		150	450	3.40	660' - Reel

* Includes aluminum Victaulic grooved couplings.

* Also available with stainless Victaulic grooved couplings.



**FIELD ATTACHED CLAMP
& GROOVED INSERT**

Part No.	Size
RGS-800	8"
RGS-1000	10"
RGS-1200	12"



**TWO BOLT
GROOVED CLAMP**

Part No.	Size
GBC-800	8"
GBC-1000	10"
GBC-1200	12"



**PLATED STEEL
GROOVED INSERT**

Part No.	Size
CNG-800	8"
CNG-1000	10"
CNG-1200	12"

*Sold as sets only.








CH12 UHMW CHEMICAL HOSE

Tube: Clear smooth (UHMW) Ultra High Molecular Weight
Reinforcement: High tensile textile cord and steel wire helix
Cover: Flat corrugated green EPDM
Temperature: -30°C to +100°C (-22°F to +212°F)
Application: CH12 will handle 94% of common chemical, petroleum, and DEF products in both suction and discharge applications. Corrugated cover makes for greater flexibility.

Branding: CH12-200 2" UHMW CHEMICAL HOSE 240 PSI MAX WP

* Steam cleaning without pressure up to 120°C / 248°F max 30 min.

Part Number					Vacuum			Standard Pack
	ID	OD		Max WP	Inches	Min BR	Weight	
	in	in	mm	psi	Hg	in	lbs/ft	
CH12-075	¾	1.19	30.2	240	27	3.7	0.40	100' - Coil
CH12-100	1	1.47	37.4	240	27	5.0	0.54	100' - Coil
CH12-125	1¼	1.81	46.0	240	27	6.3	0.91	100' - Coil
CH12-150	1½	2.01	51.1	240	27	7.5	1.09	100' - Coil
CH12-200	2	2.63	66.8	240	27	10.0	1.56	100' - Coil
CH12-250	2½	3.03	77.0	240	27	12.4	1.78	100' - Coil
CH12-300	3	3.63	92.2	240	27	15.0	2.33	100' - Coil
CH12-400	4	4.63	117.6	240	27	20.0	3.05	100' - Coil
CH12-600	6	6.89	175.0	240	27	30.0	6.90	100' - Coil



Camlock C x E

CH12 UHMW CHEMICAL ASSEMBLIES (316 STAINLESS CAMLOCKS)

Part Number	Hose Size	316 Stainless (A)	316 Stainless (B)	Length	Attaching Method
				ft	
CH12-100CE20-RL-S6	1	C - locking	E	20	Crimp
CH12-150CE20-RL-S6	1½	C - locking	E	20	Crimp
CH12-200CE20-RL-S6	2	C - locking	E	20	Crimp
CH12-300CE20-RL-S6	3	C - locking	E	20	Crimp
CH12-400CE20-RL-S6	4	C - locking	E	20	Crimp
CH12-100CE20-S6	1	C	E	20	Crimp
CH12-150CE20-S6	1½	C	E	20	Crimp
CH12-200CE20-S6	2	C	E	20	Crimp
CH12-300CE20-S6	3	C	E	20	Crimp
CH12-400CE20-S6	4	C	E	20	Crimp

Other lengths and fitting combinations are available.

⚠ WARNING!

- The temperature of the medium must be lower than its boiling point.
- Consult the Chemical Resistance Guide for compatibility.









CP25 COMPOSITE - CHEMICAL HOSE (PG)

Tube: White polypropylene film
Cover: Green PVC coated polyester
Inner Wire: Polypropylene coated steel
Outer Wire: Galvanized steel
Temperature: -40°C to +100°C (-40°F to +212°F)
Application: In-plant, tank truck, rail car, liquid chemical suction and discharge. EN135765, USCG

Branding: CP25-300 3" CHEMICAL HOSE 250 PSI MAX WP





Part Number			Vacuum Inches			Standard Pack
	ID	Max WP		Min BR	Weight	
	in	psi	Hg	in	lbs/ft	
CP25-100	1	250	26	4.0	0.52	131' - Coil
CP25-150	1-½	250	26	5.5	0.90	131' - Coil
CP25-200	2	250	26	7.1	1.37	131' - Coil
CP25-300	3	250	26	11.0	2.11	131' - Coil
CP25-400	4	250	26	16.0	3.20	131' - Coil



CP30 COMPOSITE - PETROLEUM HOSE (GG)

Lining: White polypropylene
Cover: Black PVC coated polyester
Inner Wire: Galvanized steel
Outer Wire: Galvanized steel
Temperature: -40°C to +100°C (-40°F to +212°F)
Application: In-plant, tank truck, rail car, for both suction and discharge. EN135765, USCG





Branding: FORSAFLEX CP30-300 3" PETROLEUM HOSE 200 PSI MAX WP

Part Number			Vacuum Inches			Standard Pack
	ID	Max WP		Min BR	Weight	
	in	psi	Hg	in	lbs/ft	
CP30-200	2	200	26	6.0	1.15	131' - Coil
CP30-300	3	200	26	10.0	1.70	131' - Coil
CP30-400	4	200	26	12.0	2.75	131' - Coil
CP30-600	6	200	26	23.0	6.60	131' - Coil
CP30-800	8	200	26	32.0	8.93	131' - Coil
CP30-1000	10	200	26	40.0	15.20	82' - Coil



CP25 FRAC HOSE / FITTINGS

- Tube:** Black, heat and oil resistant synthetic rubber
Reinforcement: High strength synthetic fiber
Cover: Black, heat, oil, and weather resistant neoprene
Temperature: -32°C to +82°C (-25°F to +180°F)
Application: For handling a wide range of petroleum products, including gasoline, as well as a number of chemical solutions. Specifically designed for use in Frac service.
Branding: FORSAFLEX PH25-400 4" OILFIELD FRACTURING HOSE 400 PSI MAX WP

Part Number	 ID		 OD		 Max WP	 Weight	Standard Pack
	in	in	mm	psi	lbs/ft		
PH25-400	4	4.65	118.1	400	2.15	100' - Coil	

Frac Couplings

Our hose barb union is constructed of high quality forged steel. The integral hose shank is featured on both the male and female shanks. Both time and money is saved by combining the unions with the integral shanks. No more welding hammer unions to combination nipples. The union end connection is interchangeable with all major hammer union manufacturers products.



FIGURE 100 FRAC COUPLING

Part Number	ID
	in
HUT100-400CF-SET	4
HUT100-600CF-SET	6



FIGURE 206 FRAC COUPLING

Part Number	ID
	in
HUT206-400CF-SET	4



AH60 STEEL AIR HOSE 600

Tube: Synthetic oil mist resistant
Reinforcement: Steel wire braid
Cover: Yellow cut and abrasion resistant rubber with red stripe
Temperature: -30°C to +93°C (-22°F to +200°F)
Application: High pressure air service for mining, construction and industrial use. More resistant to external abuse than textile air hose.
Vacuum: Not recommended
Branding: FORSAFLEX AH60-200 2" STEEL AIR HOSE 600 PSI MAX WP.

TEMPERATURE/PRESSURE
DE-RATING SCHEDULE

Temperature		Max WP (psi)
21°C	70°F	600
32°C	90°F	546
66°C	150°F	384
93°C	200°F	252

Part Number	ID	OD		Max WP	Weight	Standard Pack
	in	in	mm	psi	lbs/ft	
AH60-075	¾	1.14	29.0	600	0.45	25'/50' - Coils
AH60-200	2	2.60	66.0	600	1.69	25'/50' - Coils
AH60-300	3	3.70	94.0	600	3.02	25'/50' - Coils
AH60-400	4	4.80	122.0	600	4.54	25'/50' - Coils
AH60-600	6	7.12	180.8	600	8.03	25'/50' - Coils





⚠ WARNING!

- Working pressures are calculated at 70 F° degrees. Maximum working pressure decreases as temperature increases.
- Never exceed the maximum working pressure of the lowest rated component in the assembly.



AH65 EXTRA SERVICE 400 AIR

Tube: Synthetic oil mist resistant.
Reinforcement: Synthetic fiber
Cover: Yellow cut and abrasion resistant rubber with blue stripe
Temperature: -35°C to +82°C (-31°F to +180°F)
Application: A superior quality hose for mining, construction and industrial use.
Vacuum: Not recommended
Branding: FORSAFLEX AH65-200 2" EXTRA SERVICE HOSE 400 PSI MAX WP.

Part Number	 ID	 OD		 Max WP	 Weight	Standard Pack
	in	in	mm	psi	lbs/ft	
AH65-050	½	0.95	24.1	400	0.31	50/100' - Coil
AH65-075	¾	1.26	32.0	400	0.41	50/100' - Coil
AH65-100	1	1.54	39.1	400	0.61	50/100' - Coil
AH65-125	1-¼	1.89	48.0	400	0.81	50/100' - Coil
AH65-150	1-½	2.12	53.8	400	0.91	50/100' - Coil
AH65-200	2	2.63	66.8	400	1.20	50/100' - Coil
AH65-250	2-½	3.18	80.7	400	1.80	50/100' - Coil
AH65-300	3	3.70	76.2	400	1.92	50/100' - Coil
AH65-400	4	4.80	121.9	400	2.49	50/100' - Coil



MT35 HOT AIR BLOWER

- Tube:** Black specially compounded heat resistant synthetic rubber
Reinforcement: A high tensile steel helix embedded between layers of textile cords
Cover: Tan, heat, weather and ozone resistant cover
Temperature: -35°C to +180°C (-30°F to +350°F)
Application: For conveying hot air from blower to tank on dry bulk trucks
Branding: FORSAFLEX MT35-300 3" HOT AIR BLOWER HOSE 150 PSI MAX WP

Part Number	ID		OD		Max WP	Vacuum Inches	Min BR	Weight	Standard Pack
	in	mm	in	mm	psi	Hg	in	lbs/ft	
MT35-300	3	76.2	3.54	90.0	150	26	12.0	1.76	100' - Coil
MT35-400	4	101.6	4.65	118.0	150	26	16.1	2.68	100' - Coil



MT30 DRY MATERIAL DISCHARGE HOSE

- Tube:** Synthetic abrasion resistant rubber
Reinforcement: Synthetic fiber
Cover: Black abrasion synthetic rubber
Temperature: -30°C to +85°C (-22°F to +185°F)
Application: Discharge hose used for dry bulk commodities, including limestone, ground silica, chalk, frac sand and dry cement.
Branding: FORSAFLEX MT30-400B 4" DRY MATERIAL DISCHARGE 100 PSI MAX WP

Part Number	ID		OD		Max WP	Tube Gauge	Weight	Standard Pack
	in	mm	in	mm	psi	lbs/ft		
MT30-400B	4	101.6	4.57	116.0	100	3/16	1.90	100' - Coil
MT30-400C	4	101.6	4.69	119.0	100	1/4	2.09	100' - Coil
MT30-450B	4-1/2	113.0	4.92	125.0	100	3/16	1.37	100' - Coil
MT30-500C	5	127.0	5.67	144.0	100	1/4	2.83	100' - Coil

Tube Thickness Gauge
A = 1/8
B = 3/16
C = 1/4
D = 5/16
E = 3/8



BN200 100R2AT - 2SN HYDRAULIC HOSE

Tube: Nitrile
Reinforcement: Two braids of high tensile steel wire
Cover: Smooth black, oil, high abrasion and weather resistant synthetic rubber
Temperature: 40°C to +100°C (-40°F to +212°F)
Packaging: Reels



Part Number	Hose ID		Hose OD		Max WP		Min BP		Min BR		Weight	One Piece Coupling		Two Piece Coupling
	in	mm	in	mm	psi	MPa	psi	MPa	in	mm		lbs/ft		
BN200-04	1/4	0.59	15.1	5,800	40.0	24,000	165.0	3.9	100	0.24	E		210 - W	
BN200-06	3/8	0.74	19.1	5,000	35.0	20,000	140.0	5.0	130	0.34	E	N	210 - W	
BN200-08	1/2	0.88	22.2	4,000	27.5	16,000	111.0	7.1	180	0.43	E	N	210 - W	
BN200-10	5/8	0.99	25.2	3,625	25.0	14,500	100.0	7.9	200	0.49	E	N	210 - W	
BN200-12	3/4	1.16	29.4	3,125	21.5	12,480	86.0	9.5	241	0.61	E	N	210 - W	
BN200-16	1	1.50	38.1	2,400	16.5	9,600	66.2	11.8	300	0.88	E	N	210 - W	
BN200-20	1-1/4	1.90	48.3	1,813	12.5	7,250	50.0	16.5	420	1.37	E	N	210 - W	
BN200-24	1-1/2	2.15	54.6	1,305	9.0	5,220	36.0	19.7	500	1.55	E	N	210 - W	
BN200-32	2	2.63	66.9	1,160	8.0	4,640	32.0	24.8	630	2.12	E	N	210 - W	



HJ100 HYDRAULIC JACK IJ100 - MSHA

Tube: Seamless, black, oil and heat resistant synthetic rubber
Reinforcement: Two braids of high tensile steel wire
Cover: Black, oil, abrasion and weather resistant synthetic rubber
Temperature: -40°C to +100°C (-40°F to +212°F)
Packaging: Reels

Due to high pressure application, we only recommend solid NPT ends (MP).



Part Number	Hose ID		Hose OD		Max WP		Min BP		Min BR		Weight	One Piece Coupling
	in	mm	in	mm	psi	MPa	psi	MPa	in	mm		
HJ100-04	1/4	0.59	15.0	10,000	69.0	20,000	138.0	4.0	100	0.23	E	
HJ100-06	3/8	0.75	19.0	10,000	69.0	20,000	138.0	5.0	130	0.33	E	



SZ400 4SH FOUR SPIRAL HYDRAULIC HOSE

Tube: Nitrile
Reinforcement: Four spirals of high tensile steel
Cover: Wrapped black, oil, abrasion and weather resistant synthetic rubber, MSHA
Temperature: -40°C to +100°C (-40°F to +212°F)
Packaging: Coils



Part Number	Hose ID		Hose OD		Max WP		Min BP		Min BR		Weight	One Piece Coupling	
	in	in	mm	psi	MPa	psi	MPa	in	mm	lbs/ft			
SZ400-08	1/2	0.88	22.4	5,000	35.0	20,000	140.0	5.9	150	0.78	N		
SZ400-10	5/8	1.04	22.6	5,000	35.0	20,000	140.0	6.7	170	1.01	N		
SZ400-12	3/4	1.15	29.3	5,000	35.0	20,000	140.0	8.7	220	1.12	N	V	
SZ400-16	1	1.45	36.8	5,000	35.0	20,000	140.0	11.0	280	1.86	N	V	
SZ400-20	1-1/4	1.78	45.2	5,000	35.0	20,000	140.0	18.1	460	1.68	N	VS	
SZ400-24	1-1/2	2.09	53.0	4,300	30.0	17,200	120.0	22.0	560	2.24	N	VS	
SZ400-32	2	2.66	67.6	3,600	25.0	14,400	100.0	27.5	700	3.08	N	VS	



SZ500 100R13 SIX SPIRAL HYDRAULIC HOSE

Tube: Nitrile
Reinforcement: 6 spirals of high tensile steel
Cover: Wrapped black, oil, abrasion and weather resistant synthetic rubber, MSHA
Temperature: -40°C to +100°C (-40°F to +212°F)
Packaging: Coils



Part Number	Hose ID		Hose OD		Max WP		Min BP		Min BR		Weight	One Piece Coupling
	in	in	mm	psi	MPa	psi	MPa	in	mm	lbs/ft		
SZ500-24	1-1/2	2.26	57.6	5,000	35.0	20,000	140.0	19.6	500	3.40		VS
SZ500-32	2	2.82	71.6	5,000	35.0	20,000	140.0	24.8	630	4.40		VS





SZ400/500/600 KELLY HOSE

- Tube:** Nitrile
- Reinforcement:** 6 spirals of high tensile steel
- Cover:** Wrapped black, oil, abrasion and weather resistant synthetic rubber, MSHA
- Temperature:** -40°C to +100°C (-40°F to +212°F)
- Packaging:** Coils

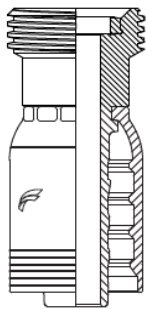


Part Number	Hose ID	Hose OD		Max WP		Min BP		Min BR		Weight	Coupling		
	in	in	mm	psi	MPa	psi	MPa	in	mm		lbs/ft	NS	ES
SZ400-24	1-1/2	2.09	53.0	4,300	30.0	17,200	120.0	19.69	500	2.01	N	VS	--
SZ400-32	2	2.66	67.6	3,600	25.0	14,400	100.0	23.62	600	3.05	N	VS	--
SZ500-24	1-1/2	2.26	57.6	5,000	35.0	20,000	140.0	19.6	500	3.40	--	VS	--
SZ500-32	2	2.82	71.6	5,000	35.0	20,000	140.0	24.8	630	4.40	--	VS	--
SZ500-48	3	3.83	97.5	3,000	35.0	12,760	85.0	39.4	1,000	3.39	--	--	K
SZ600-24	1-1/2	2.27	57.6	6,000	42.0	24,000	168.0	12.2	310	3.48	--	VS	--
SZ600-32	2	2.95	75.0	6,000	42.0	24,000	168.0	23.2	590	4.63	X	--	--

NS = No skive, ES = External skive, DS = Double skive

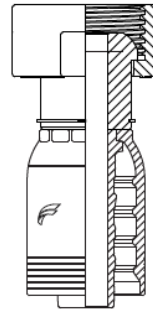
SZ500-48

- Hydraulic service 3,000 PSI WP - minimum burst pressure is 4 x max working pressure at 23°C (73°F)
- Oil field service 5,000 PSI WP - minimum burst pressure is 2.5 x max working pressure at 23°C (73°F)



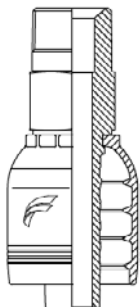
FEMALE 1502

Part Number	ID
	in
VS32-32FHU1502	2



MALE 1502

Part Number	ID
	in
VS32-32MHU1502	2









MALE API

Part Number	ID
	in
N32-32MPA 2	2
VS24-24MPA 1 1/2	1-1/2
VS32-32MPA 2	2









5XXX ROTARY / VIBRATOR HOSE

- Tube:** Black, oil and abrasion resistant NBR. Suitable for oil or water-based muds and H2S service (as an option).
- Reinforcement:** Multiple plies of textile cord for extra strength and flexibility. Two spirallywound, high tensile, multiple strand cables to provide ruggedness and reliability to withstand sudden high pressure.
- Cover:** Black, oil, weather and abrasion resistant Neoprene (CR).
- Temperature:** -40°C to +100°C (-40°F to +212°F)

Part Number			Grade				
	Hose ID	Hose OD		WP	Test Pressure	Min BR	Weight
	in	in		psi	psi	in	lbs/ft
5003-40	2.50	4.60	D	5,000	10,000	36.0	13.6
5003-48	3.00	5.10	D	5,000	10,000	48.0	15.5
5003-56	3.50	5.75	D	5,000	10,000	54.0	18.6
5003-64	4.00	6.25	D	5,000	10,000	54.0	19.8
5003-80	5.00	8.90	D	5,000	10,000	72.0	43.6
5015-40	2.50	4.85	E	7,500	15,000	48.0	14.5
5015-48	3.00	5.35	E	7,500	15,000	48.0	16.7
5015-56	3.50	6.62	E	7,500	15,000	60.0	29.1
5015-64	4.00	7.12	E	7,500	15,000	72.0	31.8

- Available with swaged or built-in ends
- API Monogrammed / Non API assembly

Available with Black or Red Cover

Part Number			Grade				
	Hose ID	Hose OD		WP	Test Pressure	Min BR	Weight
	in	in		psi	psi	in	lbs/ft
5501-40	2.50	4.45	C	4,000	8,000	36	12.9
5501-48	3.00	4.95	C	4,000	8,000	48	14.9
5501-56	3.50	5.45	C	4,000	8,000	54	16.6
5603-40	2.50	4.60	D	5,000	10,000	36	13.6
5603-48	3.00	5.10	D	5,000	10,000	48	15.5
5603-56	3.50	5.75	D	5,000	10,000	54	18.6
5603-64	4.00	6.25	D	5,000	10,000	54	19.8











5XXX CHOKE & KILL HOSE

- Tube:** Black, oil and abrasion resistant HNBR for H₂S service.
- Reinforcement:** Multiple plies of textile cord for extra strength and flexibility. Spirally wound, high tensile, multiple strand cables to provide ruggedness and reliability to withstand sudden high pressure.
- Cover:** Special flame resistant red Neoprene (CR) with optional stainless steel armor.
- Fittings:** Integral connection flanged or hubbed.
- Temperature:** -40°C to +100°C (-40°F to +212°F)

Choke & Kill

Part Number	 Hose ID	 Hose OD	 WP	 Test Pressure	 Min BR	 Weight
	in	in	psi	psi	in	lbs/ft
5035-32	2.00	4.45	5,000	10,000	44	12.9
5035-40	2.50	4.60	5,000	10,000	48	13.9
5035-48	3.00	5.10	5,000	10,000	52	16.1
5040-32	2.00	4.68	10,000	15,000	48	22.4
5040-40	2.50	5.34	10,000	15,000	52	27.4
5040-48	3.00	5.84	10,000	15,000	56	28.8

Super Choke & Kill

5085-40	2.50	5.84	15,000	22,500	60	28.2
5085-48	3.00	6.34	15,000	22,500	60	34.1



SH10 EPDM STEAM HOSE - BOLT CLAMPS

Tube: Black smooth EPDM
Reinforcement: Steel wire braids
Cover: Red EPDM wrapped finish
Temperature: -40°C to +210°C (-40°F to +410°F) / saturated steam
Application: Designed to convey saturated steam and hot water

Branding: SH10-100 1" EPDM STEAM HOSE 250 PSI MAX WP
 210°C (410°F) - DRAIN AFTER USE

⚠ WARNING!

• Super heated steam considerably shortens the service life of the hose.

Part Number	Cover	ID		OD		Max WP	Min BR	Weight	Standard Pack
		in	mm	in	mm	psi	in	lbs/ft	
SH10R-075	Red	3/4	31.0	1.25	31.0	250	4.4	0.44	50-100' Coils
SH10R-100	Red	1	38.0	1.50	38.0	250	6.7	0.77	50-100' Coils
SH10R-200	Red	2	67.0	2.64	67.0	250	11.8	1.44	50-100' Coils



SH15 EPDM STEAM HOSE - CRIMP FITTINGS

Tube: Black smooth EPDM
Reinforcement: Steel wire braids
Cover: Red/Black EPDM wrapped finish
Temperature: -40°C to +232°C (-40°F to +450°F) / saturated steam
Application: Designed to convey saturated steam and hot water

⚠ WARNING!

• Super heated steam considerably shortens the service life of the hose.

Part Number	Cover	ID		OD		Max WP	Min BR	Weight	Standard Pack
		in	mm	in	mm	psi	in	lbs/ft	
SH15R-075	Red	3/4	32.5	1.78	32.5	250	4.4	0.56	50-100' Coils
SH15R-100	Red	1	41.4	1.63	41.4	250	6.7	0.91	50-100' Coils
SH15B-075	Black	3/4	32.5	1.78	32.5	250	4.4	0.56	50-100' Coils
SH15B-100	Black	1	41.4	1.63	41.4	250	6.7	0.91	50-100' Coils



MALE NPTF - CRIMP

Part Number	Size
IMS-3V	3/4"
IMS-4V	1"



FEMALE GROUND JOINT - CRIMP

Part Number	Size
RGJS-3V	3/4"
RGJS-4V	1"



GJ GROUND JOINT - BOLT CLAMPS



Size	Part Number	Part Number	Part Number	Part Number	Part Number	Part Number	Part Number	Part Number
3/4"	GJM-075	GJS-075	GJWN-100	GJWN-100-LP	GJFS-075	GJMS-075	GJDS-075	GJHM-075
1"	GJM-100	GJS-100	GJWN-100	GJWN-100-LP	GJFS-100	GJMS-100	GJDS-100	GJHM-100
2"	GJM-200	GJS-200	GJWN-200	GJWN-200-LP	GJFS-200	GJMS-200	GJDS-200	GJHM-200

BU GROUND JOINT BOLT CLAMPS



Hose ID	Hose OD Min.	Hose OD Max.	Part Number
3/4"	1.19"	1.31"	BU-9
3/4"	1.31"	1.50"	B-9
1"	1.53"	1.72"	BU-14
1"	1.69"	1.94"	B-14
1-1/2"	1.81"	2.00"	BU-22
1-1/2"	2.00"	2.19"	B-22
2"	2.34"	2.53"	BU-28
2"	2.50"	2.78"	BU-29
2"	2.75"	3.06"	B-29
3"	3.50"	3.94"	BU-35
3"	3.81"	4.06"	B-35

⚠ WARNING!

- The bolts used in the ground joint clamps are not standard bolts. They vary from standard bolts in their length, diameter, overall thread length and material hardness. These bolts can be retorqued, but it is not recommended that the bolts or clamps are reused, as they are designed for a single bend only. We recommend using only factory supplied replacement bolts.
- The use of lubricant on bolts will adversely effect clamp performance. Do not lubricate nuts and bolts.

WHIP WHIP CHECKS

Hoses can whip if they become accidentally uncoupled or tear away from the fitting. Whipchecks act to control whipping in the event of a failure. Spring-loaded loops in the cable ends open easily to pass over the couplings, for a firm grip on the hose. **To function properly, restraint cables must be installed in a fully extended position with no slack. Maximum working pressure is 200 PSI.**



Hose End

Hose End

Correct Installation



Part Number	Length	Hose-to-Hose
WHIP-S	20"	1/8" cable for 1/2" to 1 1/4" hose-to-hose
WHIP-L	38"	1/4" cable for 1 1/2" to 3" hose-to-hose
WA-4	44"	3/8" cable for 4" hose-to-hose



Hose End

Tool End

Incorrect Installation



Part Number	Hose-to-Tool
WHIP-ST	1/8" cable for 1/2" to 1 1/4" hose-to-tool
WHIP-LT	1/4" cable for 1 1/2" to 3" hose-to-tool

KSW WHIPSOCK



Part Number	Size	OD Range	Length	Average Break Strength
	in			
KSW12	3/4	0.75" - 1.13"	25.2"	6,200 lbs
KSW16	1	1.13" - 1.50"	34.3"	14,000 lbs
KSW24	1-1/2	1.88" - 2.38"	49.2"	23,000 lbs
KSW32	2	2.38" - 2.75"	51.2"	23,000 lbs
KSW48	3	3.38" - 3.88"	72.4"	26,000 lbs
KSW64	4	4.75" - 5.50"	86.6"	34,000 lbs

HH NYLON WHIP CHECKS

Help protect your workers from injury and your equipment from damage

To reduce damage to equipment and injury to personnel when pipes or hoses accidentally disconnect while under pressure. Suitable for use on pneumatic, water and hydraulic pipes and hoses. Slide the two rubber grommets to keep choked eyes snug on the hose. The available standard lengths will accommodate pipes and hoses with inside diameters from 1/4" up to 10". Meets both OSHA and Canada OHS requirements for restraining devices on pipe and hose connections.

Available in Four Different Strengths

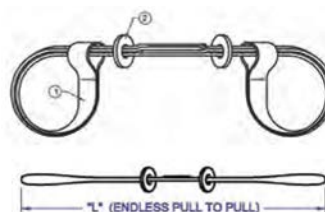


HH230



HH430

OSHA 1926.603(a)(10) states: Safety chains, or equivalent means, shall be provided for each hose connection to prevent the line from thrashing around in case the coupling becomes disconnected.



Part Number	Length (L)	Maximum Working Pressure (PSI)									
		Recommended for Use on the Following Pipe and Hose Inside Diameters									
		1/4"	1/2"	3/4"	1"	2"	3"	4"	6"	8"	10"
HH130	30"	26,000	6,500	2,900	1,650	400	-	-	-	-	-
HH140	40"	-	-	-	1,650	400	175	100	-	-	-
HH230	30"	52,000	13,000	6,800	3,300	750	-	-	-	-	-
HH244	44"	-	-	-	3,300	750	350	200	-	-	-
HH264	64"	-	-	-	-	750	350	200	90	-	-
HH330	30"	-	29,000	13,000	7,300	1,800	-	-	-	-	-
HH344	44"	-	-	-	7,300	1,800	820	460	-	-	-
HH364	64"	-	-	-	-	1,800	820	460	200	-	-
HH430	30"	-	37,000	16,000	9,400	2,300	-	-	-	-	-
HH444	44"	-	-	-	9,400	2,300	1,040	580	-	-	-
HH464	64"	-	-	-	-	2,300	1,040	580	260	-	-

Round Nylon Whipcheck											
HHS9X8.000	96"	-	-	-	-	-	-	-	-	290	-
HHS12X8.000	96"	-	-	-	-	-	-	-	-	370	230
HHS12X9.500	114"	-	-	-	-	-	-	-	-	370	230

AL CAMLOCK - ALUMINUM



	PartA	PartB	PartC	PartD	PartE
Size	Part No.	Part No.	Part No.	Part No.	Part No.
1½"	AL-A150	AL-B150	AL-C150	AL-D150	AL-E150
2"	AL-A200	AL-B200	AL-C200	AL-D200	AL-E200
3"	AL-A300	AL-B300	AL-C300	AL-D300	AL-E300
4"	AL-A400	AL-B400	AL-C400	AL-D400	AL-E400
6"	AL-A600	AL-B600	AL-C600	AL-D600	AL-E600
8"	AL-A800-1	AL-B800-1	AL-C800-1	AL-D800-1	AL-E800-1
8"	AL-A800-2	AL-B800-2	AL-C800-2	AL-D800-2	AL-E800-2

-1 = PT Type / -2 = Dixon, Neco Type



	PartF	PartDP	PartDC	Gasket	PartDA
Size	Part No.	Part No.	Part No.	Part No.	Part No.
1½"	AL-F150	AL-DP150	AL-DC150	CGS-150	AL-DA3020
2"	AL-F200	AL-DP200	AL-DC200	CGS-200	AL-DA3040
3"	AL-F300	AL-DP300	AL-DC300	CGS-300	AL-DA4020
4"	AL-F400	AL-DP400	AL-DC400	CGS-400	AL-DA4030
6"	AL-F600	AL-DP600	AL-DC600	CGS-600	AL-DA6040
8"	AL-F800-1	AL-DP800-1	AL-DC800-1	CGS-800-1	--
8"	AL-F800-2	AL-DP800-2	AL-DC800-2	CGS-800-2	--

-1 = PT Type / -2 = Dixon, Neco Type



Flange 150# x Male Camlock

Size	Part No.	List Price
2"	AL-FLA200	114.40
3"	AL-FLA300	138.60
4"	AL-FLA400	176.00
6"	AL-FLA600	277.20
8"	AL-FLA800	352.00



Flange 150# x Female Camlock

Size	Part No.	List Price
4"	AL-FLD400	247.50
6"	AL-FLD600	484.00

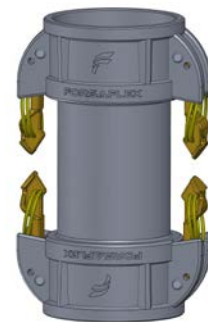
AL-RL RING LOK



Size	Part B		Part C	
	Aluminum Part No.	Stainless Part No.	Aluminum Part No.	Stainless Part No.
1"	--	--	--	SS-C100-RL
1½"	--	--	--	SS-C150-RL
2"	AL-B200-RL	SS-B200-RL	AL-C200-RL	SS-C200-RL
3"	AL-B300-RL	SS-B300-RL	AL-C300-RL	SS-C300-RL
4"	AL-B400-RL	SS-B400-RL	AL-C400-RL	SS-C400-RL
6"	--	--	AL-C600-AL	--



Size	Part D		Part DC	
	Aluminum Part No.	Stainless Part No.	Aluminum Part No.	Stainless Part No.
1"	--	SS-D100-RL	--	SS-DC100-RL
1½"	--	SS-D150-RL	--	SS-DC150-RL
2"	AL-D200-RL	SS-D200-RL	AL-DC200-RL	SS-DC200-RL
3"	AL-D300-RL	SS-D300-RL	AL-DC300-RL	SS-DC300-RL
4"	AL-D400-RL	SS-D400-RL	AL-DC400-RL	SS-DC400-RL
6"	AL-D600-RL	--	AL-DC600-RL	--



Size	DA Adapter	
	Aluminum Part No.	Stainless Part No.
3" x 2"	AL-DA3020-RL	SS-DA3020-RL
4" x 3"	AL-DA4030-RL	SS-DA4030-RL
6" x 4"	AL-DA6040-RL	--

Size	DD Adapter	
	Aluminum Part No.	Stainless Part No.
2" x 2"	AL-DD2020-RL	SS-DD2020-RL
3" x 3"	AL-DD3030-RL	SS-DD3030-RL
4" x 4"	AL-DD4040-RL	SS-DD4040-RL

CNT COMBINATION NIPPLES



PLATED STEEL NPT THREAD

Hose Size	Part Number
1/2"	CNT-050
3/4"	CNT-075
1"	CNT-100
1-1/4"	CNT-125
1-1/2"	CNT-150
2"	CNT-200
2-1/2"	CNT-250
3"	CNT-300
4"	CNT-400
5"	CNT-500
6"	CNT-600
8"	CNT-800
10"	CNT-1000
12"	CNT-1200



PLATED STEEL GROOVED

Hose Size	Part Number
1"	CNG-100
1-1/4"	CNG-125
1-1/2"	CNG-150
2"	CNG-200
2-1/2"	CNG-250
3"	CNG-300
4"	CNG-400
5"	CNG-500
6"	CNG-600
8"	CNG-800
10"	CNG-1000
12"	CNG-1200

CF CRIMP FERRULE



Ferrule not included.

PLATED STEEL NPT THREAD

Size	Part Number
1"	CNT-100-CF
1-1/2"	CNT-150-CF
2"	CNT-200-CF
3"	CNT-300-CF
4"	CNT-400-CF
6"	CNT-600-CF



BEVELED BLACK STEEL

Hose Size	Part Number
2"	CNB-200
3"	CNB-300
4"	CNB-400
6"	CNB-600
8"	CNB-800
10"	CNB-1000
12"	CNB-1200



STEEL 150 lbs TURN BACK

Hose Size	Part Number
4"	CNTB-400
6"	CNTB-600
8"	CNTB-800
10"	CNTB-1000
12"	CNTB-1200



STEEL 150 lbs FIXED FLANGE

Hose Size	Part Number
4"	CNFF-400
6"	CNFF-600
8"	CNFF-800
10"	CNFF-1000
12"	CNFF-1200



EXPANDER PLATED STEEL

Hose Size	NPT Size	Part Number
3/4"	1"	CNT-075X100
1"	1-1/4"	CNT-100X125
1-1/4"	1-1/2"	CNT-125X150
1-1/2"	2"	CNT-150X200
2"	2-1/2"	CNT-200X250
2-1/2"	3"	CNT-250X300
3"	4"	CNT-300X400









REDUCER PLATED STEEL

Hose Size	NPT Size	Part Number
1"	3/4"	CNT-100X075
1-1/4"	1"	CNT-125X100
1-1/2"	1-1/4"	CNT-150X125
2"	1-1/2"	CNT-200X150
2-1/2"	2"	CNT-250X200
3"	2-1/2"	CNT-300X250
4"	3"	CNT-400X300



HUT HAMMER UNIONS

PRESSURE KEY

Series	Assembly Colour Key	PSI
100		1000
200		2000
206		2000
602		9000
1002		15000
1502		22500

Caution: Mismatching components of one series with another (i.e. series 602 with series 1502) can lead to destruction of property, serious bodily injury or death.



Figure 100

Thread Size	Part Number
2"	HUT100-200
3"	HUT100-300
4"	HUT100-400
6"	HUT100-600
8"	HUT100-800
10"	HUT100-1000



Figure 200

Thread Size	Part Number
1"	HUT200-100
1-1/4"	HUT200-125
1-1/2"	HUT200-150
2"	HUT200-200
2-1/2"	HUT200-250
3"	HUT200-300
4"	HUT200-400
6"	HUT200-600
8"	HUT200-800
10"	HUT200-1000



Figure 206

Thread Size	Part Number
1"	HUT206-100
2"	HUT206-200
3"	HUT206-300
4"	HUT206-400
6"	HUT206-600




Figure 602

Thread Size	Part Number
1"	HUT602-100
1-1/2"	HUT602-150
2"	HUT602-200
3"	HUT602-300
4"	HUT602-400




Figure 1002

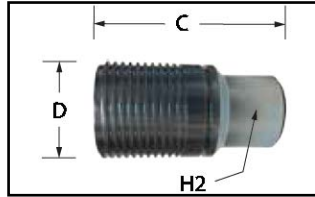
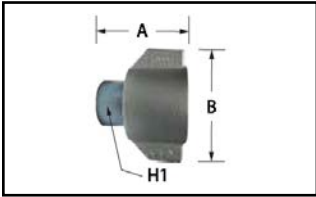
Thread Size	Part Number
2"	HUT1002-200
3"	HUT1002-300
4"	HUT1002-400



Figure 1502

Thread Size	Part Number
1"	HUT502-100
2"	HUT502-200
3"	HUT502-300

Q75 HP 5,000 PSI WING NUT



COUPLER

Body Size	Thread Size	Steel
3/4"	3/4" - Female - NPT	Q75C1212FP
1"	1" - Female - NPT	Q75C1616FP
1-1/4"	1-1/4" - Female - NPT	Q75C2020FP
1-1/2"	1-1/2" - Female - NPT	Q75C2424FP
2"	2" - Female - NPT	Q75C3232FP
1-1/2"	1-1/2" Code 62	6TVC6-FP24
2"	2" Code 62	6TVC6-FH32



NIPPLE

Body Size	Thread Size	Steel
3/4"	3/4" - Female - NPT	Q75N1212FP
1"	1" - Female - NPT	Q75N1616FP
1-1/4"	1-1/4" - Female - NPT	Q75N2020FP
1-1/2"	1-1/2" - Female - NPT	Q75N2424FP
2"	2" - Female - NPT	Q75N3232FP
1-1/2"	1-1/2" Code 62	6TVN6-FP24
2"	2" Code 62	6TVN6-FH32

FP = Flange Port (Block) FH = Flange Head

FP = Flange Port (Block) FH = Flange Head

QVEP THREADED FLAT FACE



COUPLER - FEMALE


Body Size	Thread Size	Steel
3/8"	3/8" - Female - NPTF	QVEPC66FP
1/2"	1/2" - Female - NPTF	QVEPC88FP
3/4"	3/4" - Female - NPTF	QVEPC1212FP
1"	1" - Female - NPTF	QVEPC1616FP
1-1/4"	1-1/4" - Female - NPTF	QVEPC2020FP
1-1/2"	1-1/2" - Female - NPTF	QVEPC2424FP
3/8"	3/4"-16 - Female - ORB	QVEPC68FOB
1/2"	3/4"-16 - Female - ORB	QVEPC88FOB
3/4"	1-1/16"-12 - Female - ORB	QVEPC1212FOB
1"	1-5/16"-12 - Female - ORB	QVEPC1616FOB
1-1/4"	1-5/8"-12 - Female - ORB	QVEPC2020FOB
1-1/2"	1-7/8"-12 - Female - ORB	QVEPC2424FOB

NIPPLE - FEMALE

Body Size	Thread Size	Steel
3/8"	3/8" - Female - NPT	QVEPN66FP
1/2"	1/2" - Female - NPT	QVEPN88FP
3/4"	3/4" - Female - NPT	QVEPN1212FP
1"	1" - Female - NPT	QVEPN1616FP
1-1/4"	1-1/4" - Female - NPT	QVEPN2020FP
1-1/2"	1-1/2" - Female - NPT	QVEPN2424FP
3/8"	3/4"-16 - Female - ORB	QVEPN68FOB
1/2"	3/4"-16 - Female - ORB	QVEPN88FOB
3/4"	1-1/16"-12 - Female - ORB	QVEPN1212FOB
1"	1-5/16"-12 - Female - ORB	QVEPN1616FOB
1-1/4"	1-5/8"-12 - Female - ORB	QVEPN2020FOB
1-1/2"	1-7/8"-12 - Female - ORB	QVEPN2424FOB




QB BOP - ISOB



COUPLER

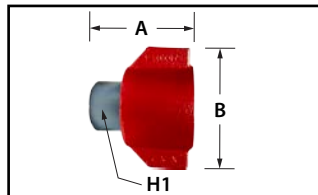
Body Size	Thread Size	Steel
3/8"	3/8" - Female - NPT	QBC66FP-BOP
1/2"	1/2" - Female - NPT	QBC88FP-BOP
3/4"	3/4" - Female - NPT	QBC1212FP-BOP
1"	1" - Female - NPT	QBC1616FP-BOP



NIPPLE

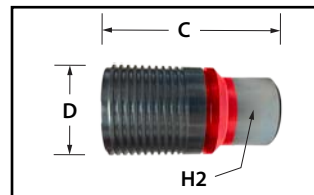
Body Size	Thread Size	Steel
3/8"	3/8" - Female - NPT	QBN66FP-BOP
1/2"	1/2" - Female - NPT	QBN88FP-BOP
3/4"	3/4" - Female - NPT	QBN1212FP-BOP
1"	1" - Female - NPT	QBN1616FP-BOP

Q75 BOP - 75 SERIES



COUPLER


Body Size	Thread Size	Steel
3/4"	3/4" - Female - NPT	Q75C1212FP - BOP
1"	1" - Female - NPT	Q75C1616FP - BOP
1-1/4"	1-1/4" - Female - NPT	Q75C2020FP - BOP



NIPPLE


Body Size	Thread Size	Steel
3/4"	3/4" - Female - NPT	Q75N1212FP-BOP
1"	1" - Female - NPT	Q75N1616FP-BOP
1-1/4"	1-1/4" - Female - NPT	Q75N2020FP-BOP

QVEP BOP - VEP FLAT FACE



COUPLER - FEMALE

Body Size	Thread Size	Steel
3/8"	3/8" - Female - NPTF	QVEPC66FP-BOP
1/2"	1/2" - Female - NPTF	QVEPC88FP-BOP
3/4"	3/4" - Female - NPTF	QVEPC1212FP-BOP
1"	1" - Female - NPTF	QVEPC1616FP-BOP
1-1/4"	1-1/4" - Female - NPTF	QVEPC2020FP-BOP
1-1/2"	1-1/2" - Female - NPTF	QVEPC2424FP-BOP



NIPPLE - FEMALE

Body Size	Thread Size	Steel
3/8"	3/8" - Female - NPT	QVEPN66FP-BOP
1/2"	1/2" - Female - NPT	QVEPN88FP-BOP
3/4"	3/4" - Female - NPT	QVEPN1212FP-BOP
1"	1" - Female - NPT	QVEPN1616FP-BOP
1-1/4"	1-1/4" - Female - NPT	QVEPN2020FP-BOP
1-1/2"	1-1/2" - Female - NPT	QVEPN2424FP-BOP



FLX FLANGED VALVES



FLANGED GATE VALVE

Size	Part Number
4"	FLGV-400
6"	FLGV-600
8"	FLGV-800
10"	FLGV-1000
12"	FLGV-1200



FLANGED KNIFE GATE VALVE

Size	Part Number
4"	FLKGV-400
6"	FLKGV-600
8"	FLKGV-800
10"	FLKGV-1000
12"	FLKGV-1200



FLANGED CHECK VALVE

Size	Part Number
4"	FLCV-400-CS
6"	FLCV-600-CS
8"	FLCV-800-CS
10"	FLCV-1000-CS
12"	FLCV-1200-CS



**BUTTERFLY VALVE
WAFFER STYLE**

Size	Part Number
3"	FLBFW-300
4"	FLBFW-400
6"	FLBFW-600
8"	FLBFW-800
10"	FLBFW-1000
12"	FLBFW-1200
16"	FLBFW-1600

*Standard ductile iron disc and buna seat.

Other materials available on request.

FMB FLOW METER



**150 lbs FLANGED MODBUS
MAGNETIC FLOW METER**

Size	Part Number
3"	FMB-300FF
4"	FMB-400FF
6"	FMB-600FF
8"	FMB-800FF
10"	FMB-1000FF
12"	FMB-1200FF



**BUTTERFLY VALVE LUG
STYLE**

Size	Part Number
4"	FLBFL-400
6"	FLBFL-600
8"	FLBFL-800

*Standard ductile iron disc and buna seat.

Other materials available on request.



- **INDUSTRIAL**

- **COMMERCIAL**

- **HYDRAULIC**

- **MILITARY**

© 2023 Echelon Supply and Service, All Rights Reserved



ECHELON
SUPPLY AND SERVICE

Echelon Supply and Service-USA
us.sales@echelonsupply.com
115 Metropolitan Park Drive
Liverpool, NY 13088
Tel: 315 451 2770

Echelon Supply and Service-Canada
ca.sales@echelonsupply.com
1700 McEwen Dr.
Whitby, ON L1N 0A2
Tel: 905-686-4071